

Bee County, Texas

**SCHEDULE OF INVESTMENT ACTIVITY**

For The Quarter Ending December 31, 2020

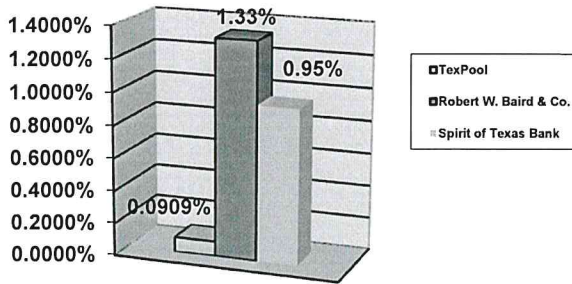
Prepared By:  
County Auditor's Office

A handwritten signature in blue ink, appearing to be 'V. A. R.', is written to the right of the text 'Prepared By: County Auditor's Office'.

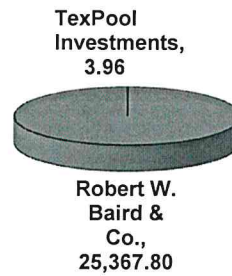
**Bee County, Texas  
Schedule of Investment Activity Combined  
For the Quarter Ended December 31, 2020**

Investments	Balance 9/30/2020	Deposits	Withdrawals	Interest	Balance 12/31/2020
TexPool Investments	12,733.13	0.00	0.00	3.96	12,737.09
Robert W. Baird & Co.	6,579,038.46	0.00	3,289.51	25,367.80	6,601,116.75
<b>TOTALS</b>	<b>6,591,771.59</b>	<b>0.00</b>	<b>3,289.51</b>	<b>25,371.76</b>	<b>6,613,853.84</b>


**Interest Rates For the Quarter Ended  
December 31, 2020**



**Earned on Investments For the  
Quarter Ended December 31, 2020**



**Total of Bee County Investments as of  
December 31, 2020**



*April A. Cantu*  
 \_\_\_\_\_  
 April A. Cantu, Bee County Auditor

**Bee County, Texas**  
**Schedule of Investment Activity Combined**  
**For the Quarter Ended December 31, 2020**

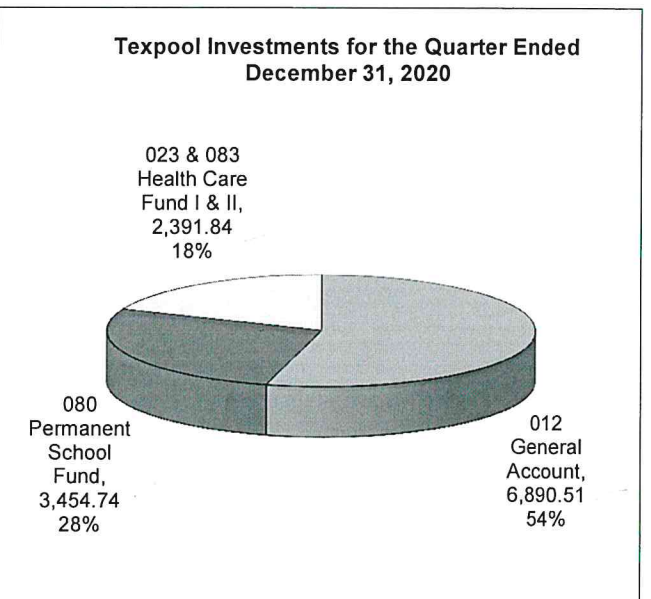
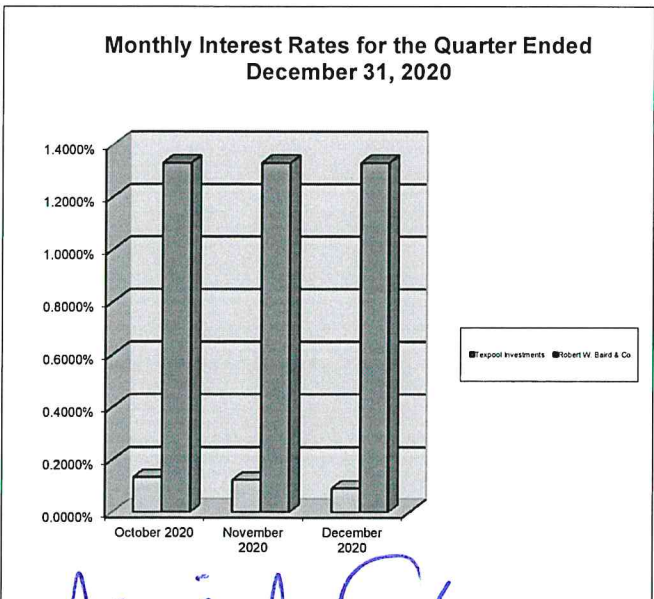
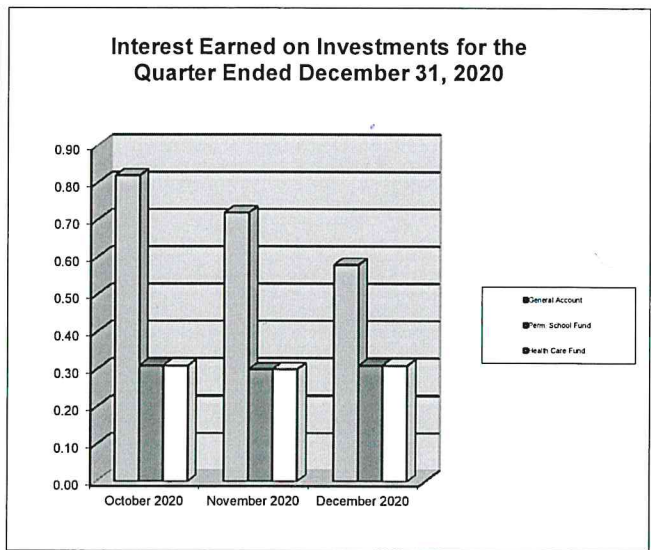
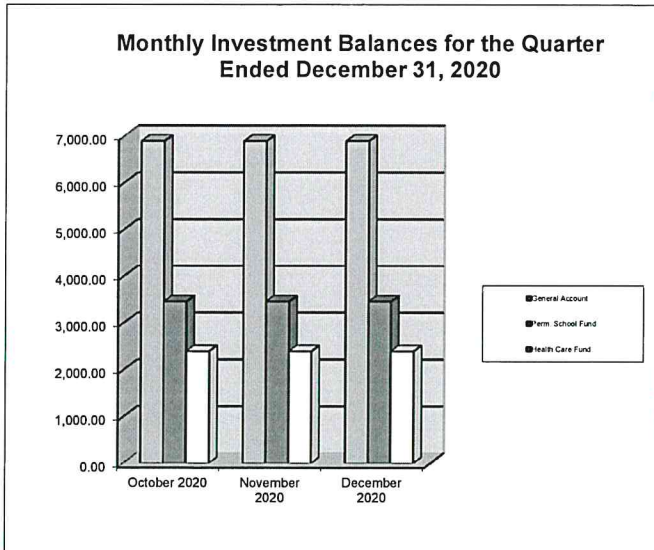
MONTHLY BALANCES	<u>December 31, 2020</u>
TexPool Investments	12,737.09
Robert W. Baird & Co.	6,601,116.75
Total Monthly Balance	<u><u>6,613,853.84</u></u>

INTEREST EARNED	<u>December 31, 2020</u>
TexPool Investments	3.96
Robert W. Baird & Co.	25,367.80
Robert W. Baird & Co. Prof. Services	-3,289.51
Robert W. Baird & Co. Cost Rpt. & Other Exp.	0.00
Total Monthly Balance	<u><u>22,082.25</u></u>

INTEREST RATES	<u>December 31, 2020</u>
TexPool Investments	0.0909%
Robert W. Baird & Co.	1.33%
Spirit of Texas Bank	0.95%

**Bee County, Texas**  
**Schedule of Investment Activity Texpool**  
**For the Quarter Ended December 31, 2020**

Texpool Investments	Balance 9/30/2020	Deposits	Withdrawals	Interest	Balance 12/31/2020
1. 012 General Account	6,888.39	0.00	0.00	2.12	6,890.51
2. 080 Perm. School Fund	3,453.82	0.00	0.00	0.92	3,454.74
3. 023 & 083 Health Care I & II	2,390.92	0.00	0.00	0.92	2,391.84
<b>TOTALS</b>	<b>12,733.13</b>	<b>0.00</b>	<b>0.00</b>	<b>3.96</b>	<b>12,737.09</b>



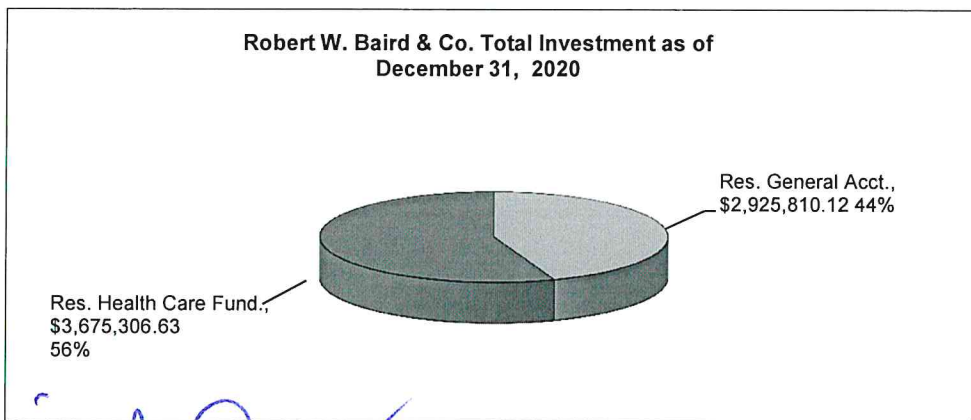
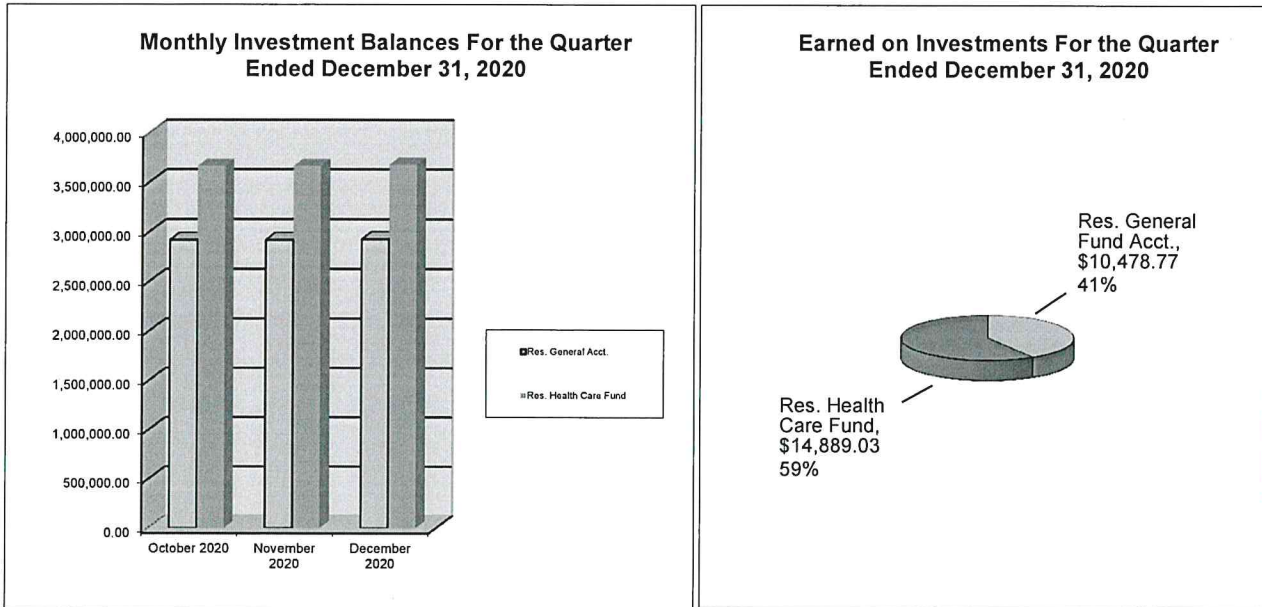
*April A. Cantu*  
 April A. Cantu, Bee County Auditor

**Bee County, Texas**  
**Schedule of Investment Activity Texpool**  
**For the Quarter Ended December 31, 2020**

MONTHLY BALANCES	October 2020	November 2020	December 2020
012 General Account	6,889.21	6,889.93	6,890.51
080 Permanent School Fund	3,454.13	3,454.43	3,454.74
023 & 083 Health Care Fund I & II	2,391.23	2,391.53	2,391.84
Total Monthly Balance	12,734.57	12,735.89	12,737.09
INTEREST EARNED	October 2020	November 2020	December 2020
012 General Account	0.82	0.72	0.58
080 Permanent School Fund	0.31	0.30	0.31
023 & 083 Health Care Fund I & II	0.31	0.30	0.31
Total Monthly Balance	1.44	1.32	1.20
INTEREST RATES	October 2020	November 2020	December 2020
TexPool Investments	0.1335%	0.1231%	0.0909%
Robert W. Baird & Co.	1.33%	1.33%	1.33%
GENERAL ACCT INVESTMENTS	October 2020	November 2020	December 2020
General Fund 012	1,532.70	1,532.87	1,533.01
Co. Clerk Records Mgmt Fund 014	136.61	136.62	136.63
Courthouse Security Fund 017	33.86	33.86	33.86
Road & Bridge Fund 020	3,326.07	3,326.42	3,326.70
Fuel Farm Fund 022	25.86	25.86	25.86
Farm to Market Fund 025	21.36	21.36	21.36
Co. Records Management Fund 026	531.64	531.70	531.74
Abandoned Vehicle Fund 030	8.80	8.80	8.80
Law Library Fund 047	236.73	236.75	236.77
Refunding I & S Fund 060	63.93	63.94	63.95
Right of Way Fund 073	274.74	274.77	274.79
Technology Fund 082	104.50	104.51	104.52
Group Health Ins Fund 095	592.41	592.47	592.52
TOTAL GENERAL ACCOUNT INV.	6,889.21	6,889.93	6,890.51

**Bee County, Texas**  
**Schedule of Investment Activity Robert W. Baird & Co.**  
**For the Quarter Ended December 31, 2020**

Robert W. Baird & Co. Investments	Balance 9/30/2020	Deposits	Withdrawals	Interest	Balance 12/31/2020
012 Reserve General Account	2,916,789.74	0.00	1,458.39	10,478.77	2,925,810.12
023 Reserve Health Care Fund	3,662,248.72	0.00	1,831.12	14,889.03	3,675,306.63
<b>TOTALS</b>	<b>6,579,038.46</b>	<b>0.00</b>	<b>3,289.51</b>	<b>25,367.80</b>	<b>6,601,116.75</b>



*April A Cantu*  
 \_\_\_\_\_  
 April A. Cantu, Bee County Auditor

**Bee County, Texas**  
**Schedule of Investment Activity Robert W. Baird & Co.**  
**For the Quarter Ended December 31, 2020**

MONTHLY BALANCES	October 2020	November 2020	December 2020
012 Reserve General Account	2,916,789.74	2,916,789.74	2,925,810.12
023 Reserve Health Care Fund	3,662,248.72	3,662,248.72	3,675,306.63
Total Monthly Balance	<u>6,579,038.46</u>	<u>6,579,038.46</u>	<u>6,601,116.75</u>
INTEREST EARNED	October 2020	November 2020	December 2020
012 Reserve General Account	0.00	0.00	10,478.77
023 & 083 Reserve Health Care Fund	0.00	0.00	14,889.03
General & HealthCare Fund Prof Services Fee	0.00	0.00	-3,289.51
Other Fees & Costs	0.00	0.00	
Total Monthly Balance	<u>0.00</u>	<u>0.00</u>	<u>22,078.29</u>
INTEREST RATES	October 2020	November 2020	December 2020
Robert W. Baird & Co.	1.33%	1.33%	1.33%
GENERAL ACCT INVESTMENTS	October 2020	November 2020	December 2020
General Fund 012	2,916,789.74	2,916,789.74	2,925,810.12
TOTAL GENERAL ACCOUNT INV.	<u>2,916,789.74</u>	<u>2,916,789.74</u>	<u>2,925,810.12</u>



**Bee County Reserve Accounts - All Funds**  
**Quarterly Management Report - Summary Statement of Investment Activity**  
**As of December 31, 2020**

	Book Value	Market Value
<b>Value at Beginning of Reporting Period</b>		
Date: 09/30/20	6,579,038.46	6,675,430.66
<b>Contributions of Funds to Account</b>		
Date:	0.00	0.00
Date:	0.00	0.00
Date:	0.00	0.00
<b>Distributions of Funds from Account</b>		
Date:	0.00	0.00
Date:	0.00	0.00
Date:	0.00	0.00
<b>Value at Beginning as Adjusted</b>	6,579,038.46	6,675,430.66
Interest and Dividends Received this Quarter	41,276.75	41,276.75
Accrued Interest Purchased	(5,289.31)	(5,289.31)
Accrued Interest at End of Period	26,013.86	26,013.86
Less: Accrued Interest at Beginning of Period	(28,516.25)	(28,516.25)
Bond Premiums Amortized/Discounts Acreated	(8,117.25)	(8,117.25)
Recognized Gain on Sale(s) or Early Call(s)	0.00	0.00
Recognized Loss on Sale(s)	0.00	0.00
Other Fees or Costs	0.00	0.00
Advisory Fees Paid	(3,289.52)	(3,289.52)
Reverse Unrecognized (Gain) or Loss (Period Beginning)	N/A	(96,392.25)
Unrecognized Gain or (Loss) (Period Ending)	N/A	77,744.59
<b>Value at End of Reporting Period</b>		
Date: 12/31/20	6,601,116.74	6,678,861.28
<b>Change in Value (Period Ending Less Period Beginning)</b>	22,078.28	3,430.62
Days Elapsed during Reporting Period	92	92
Average Daily Change In Value	239.98	37.29
Daily change Multiplied by 365 Days	87,593.19	13,610.61
Weighted Average Daily Balance	6,579,038.46	6,675,430.66
<b>Quarter Ended Annualized Total Return</b>	1.33%	0.20%



**Bee County General Reserve Fund  
Quarterly Management Report - Summary Statement of Investment Activity  
As of December 31, 2020**

	Book Value	Market Value
<b>Value at Beginning of Reporting Period</b>		
Date: 09/30/20	\$2,916,789.74	\$2,959,293.95
<b>Contributions of Funds to Account</b>		
Date:	0.00	0.00
Date:	0.00	0.00
Date:	0.00	0.00
<b>Distributions of Funds from Account</b>		
Date:	0.00	0.00
Date:	0.00	0.00
Date:	0.00	0.00
<b>Value at Beginning as Adjusted</b>	2,916,789.74	2,959,293.95
Interest and Dividends Received this Quarter	17,094.21	17,094.21
Accrued Interest Purchased	(4,536.81)	(4,536.81)
Accrued Interest at End of Period	10,659.64	10,659.64
Less: Accrued Interest at Beginning of Period	(10,283.66)	(10,283.66)
Bond Premiums Amortized/Discounts Acreated	(2,454.61)	(2,454.61)
Recognized Gain on Sale(s) or Early Call(s)	0.00	0.00
Recognized Loss on Sale(s)	0.00	0.00
Other Fees or Costs	0.00	0.00
Advisory Fees Paid	(1,458.39)	(1,458.39)
Reverse Unrecognized (Gain) or Loss (Period Beginning)	N/A	(42,504.25)
Unrecognized Gain or (Loss) (Period Ending)	N/A	31,581.42
<b>Value at End of Reporting Period</b>		
Date: 12/31/20	2,925,810.12	2,957,391.50
<b>Change in Value (Period Ending Less Period Beginning)</b>	9,020.38	(1,902.45)
Days Elapsed during Reporting Period	92	92
Average Daily Change In Value	98.05	(20.68)
Daily change Multiplied by 365 Days	35,787.36	(7,547.76)
Weighted Average Daily Balance	2,916,789.74	2,959,293.95
<b>Quarter Ended Annualized Total Return</b>	1.23%	-0.26%

Certification: The following persons state affirmatively the following:

- 1) They have jointly prepared and reviewed this Quarterly Management Report; and
- 2) The investment portfolio and this report complies with State of Texas Government

Code Title 10, Section 2256, et. seq. and Bee County Investment Policy.

9,020.38 +  
1,458.39 +  
10,478.77 =+

  
\_\_\_\_\_  
April Cantu, Bee County Investment Officer

  
\_\_\_\_\_  
Joe Carter, Investment Advisor

**Bee County Health Care Reserve Fund**  
**Quarterly Management Report - Summary Statement of Investment Activity**  
**As of December 31, 2020**

	<u>Book Value</u>	<u>Market Value</u>
<b>Value at Beginning of Reporting Period</b>		
Date: 09/30/20	\$3,662,248.72	\$3,716,136.71
<b>Contributions of Funds to Account</b>		
Date:	0.00	0.00
Date:	0.00	0.00
Date:	0.00	0.00
<b>Distributions of Funds from Account</b>		
Date:	0.00	0.00
Date:	0.00	0.00
Date:	0.00	0.00
<b>Value at Beginning as Adjusted</b>	<u>3,662,248.72</u>	<u>3,716,136.71</u>
Interest and Dividends Received this Quarter	24,182.54	24,182.54
Accrued Interest Purchased	(752.50)	(752.50)
Accrued Interest at End of Period	15,354.23	15,354.23
Less: Accrued Interest at Beginning of Period	(18,232.59)	(18,232.59)
Bond Premiums Amortized/Discounts Acreated	(5,662.64)	(5,662.64)
Recognized Gain on Sale(s) or Early Call(s)	0.00	0.00
Recognized Loss on Sale(s)	0.00	0.00
Other Fees or Costs	0.00	0.00
Advisory Fees Paid	(1,831.12)	(1,831.12)
Reverse Unrecognized (Gain) or Loss (Period Beginning)	N/A	(53,888.00)
Unrecognized Gain or (Loss) (Period Ending)	<u>N/A</u>	<u>46,163.16</u>
<b>Value at End of Reporting Period</b>		
Date: 12/31/20	3,675,306.63	3,721,469.78
<b>Change in Value (Period Ending Less Period Beginning)</b>	13,057.91	5,333.07
Days Elapsed during Reporting Period	92	92
Average Daily Change In Value	141.93	57.97
Daily change Multiplied by 365 Days	51,805.83	21,158.36
Weighted Average Daily Balance	3,662,248.72	3,716,136.71
<b>Quarter Ended Annualized Total Return</b>	1.41%	0.57%

0 \* \*

Certification: The following persons state affirmatively the following:

- 1) They have jointly prepared and reviewed this Quarterly Management Report; and
- 2) The investment portfolio and this report complies with State of Texas Government Code Title 10, Section 2256, et. seq. and Bee County Investment Policy.

13,057.91 +  
1,831.12 +  
14,889.03 \*+


---

April Cantu, Bee County Investment Officer


---

Joe Carter, Investment Advisor